

# PHOTOGRAPHY AND CATALOGUING



Module II



Course

Photo-video  
concept



Topic 1

Photography



Lesson 1

## Activity


- **Short Description:** Take more than four photographs that expose the values of the heritage asset in photographic series format.
- **Methodology:** Research-based learning.
- **Duration:** 2 hours
- **Difficulty (high - medium - low):** Medium
- **Individual / Team:** Footage individual/Discussion in group
- **Classroom / House:** Footage in the street/Discussion in the classroom
- **What do we need to do this activity?**
  - **Hardware:** Photo Camera
  - **Software:** None
  - **Other resources:** Pen and paper

## Description

- **Text description:** The photographic series are a sample of images that allow us to expose a situation or tell a brief story. In this activity, we will use this resource to tell the virtual visitor about the characteristics that we have discovered about the heritage asset.

## Instructions

1. Analyze the typology of the patrimonial element and recognize what information we must explain.



2. Search the heritage asset (cultural or natural) for these concepts.
3. Take those photos and arrange them to tell that story.

### Expected outcomes


- Learn to make photographic series to tell a story.
- Use these images to spread the values of the heritage asset.

### This activity can be used in other (module, course, topic, lesson):

- **Module II, Course Video, Topic 2, Lesson 1**

**DIGICOMP (Competences developed):** *Developing digital content, Solving technical problems.*

**ENTRECOMP (Competences developed):** *Learning through experience.*



Example:



### Activity - Photographic series

Tal y como se pedía en esta tarea he elegido una ciudad. En este caso Catarroja una pequeña ciudad en la provincia de Valencia. En particular me he centrado en un lugar que me gusta mucho, el puerto de Catarroja. Paseando en este lugar he fotografiado los elementos que, en mi opinión, identifican este lugar encantador como el embarcadero, el río, la vegetación y finalmente la mágica puesta de solo que se puede admirar allí. A continuación, se presenta la serie fotográfica que se va a utilizar para realizar el contenido multimedial de la Plataforma O-City.

Foto 1



Foto 2




Foto 3



Foto 4



Foto 5



*Author: Lina Montuori. Student of the O-City Course and Professor of the UPV*

